

DATA SHEET

TX34/23/8.9
Alloy powder toroids

New data

2008 Sep 01

Alloy powder toroids

TX34/23/8.9

RING CORES (TOROIDS)

Effective core parameters

SYMBOL	PARAMETER	VALUE	UNIT	
$\Sigma(I/A)$	core factor (C1)	1.97	mm ⁻¹	
V_e	effective volume	4060	mm ³	
l_e	effective length	89.5	mm	
A_e	effective area	45.4	mm ²	
m	mass of core (for μ_i 125)	MPP	34.9	g
		Sendust	25.0	g
		High-Flux	32.9	g

Coating

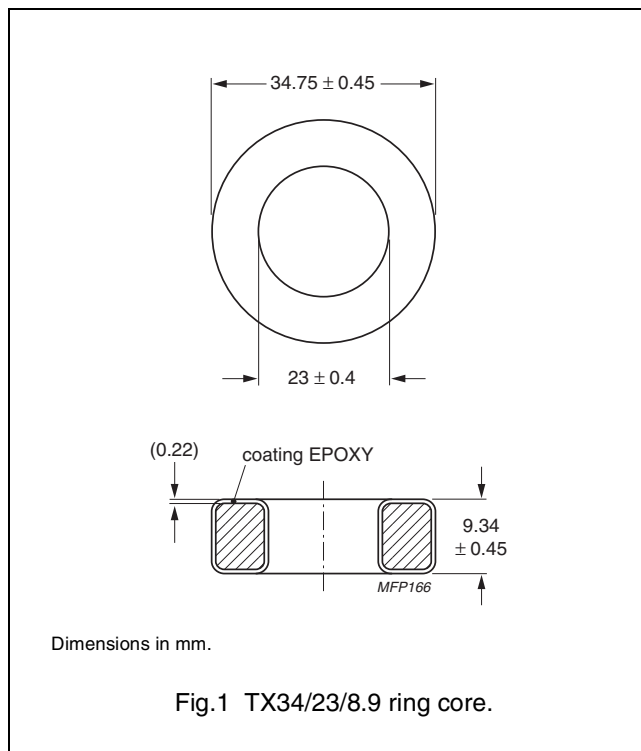
The cores are coated with epoxy. The colour is cream (Sendust), grey (MPP) or khaki (High-Flux). Maximum operating temperature is 200 °C.

Isolation voltage

AC isolation voltage : 1000 V.
Contacts are applied on the edge of the ring core, which is also the critical point for the winding operation.

Ring core data

GRADE	A_L (nH)	μ_i	B (mT) at	CORE LOSS (W) at	TYPE NUMBER
			H = 100 kA/m; f = 10 kHz; T = 25 °C	f = 100 kHz; $\hat{B} = 100$ mT; T = 25 °C	
MPP	9 ± 8 %	14	≥ 640	6.09	TX34/8.9-M2-A9
	16 ± 8 %	26	≥ 700	4.87	TX34/8.9-M2-A16
	38 ± 8 %	60	≥ 760	3.05	TX34/8.9-M2-A38
	79 ± 8 %	125	≥ 800	3.05	TX34/8.9-M2-A79
	93 ± 8 %	147	≥ 800	3.25	TX34/8.9-M2-A93
	101 ± 8 %	160	≥ 800	3.25	TX34/8.9-M2-A101
	109 ± 8 %	173	≥ 800	3.25	TX34/8.9-M2-A109
	126 ± 8 %	200	≥ 800	6.09	TX34/8.9-M2-A126
Sendust	16 ± 8 %	26	≥ 1000	6.50	TX34/8.9-S7-A16
	38 ± 8 %	60	≥ 1030	3.47	TX34/8.9-S7-A38
	47 ± 8 %	75	≥ 1040	3.47	TX34/8.9-S7-A47
	57 ± 8 %	90	≥ 1050	3.47	TX34/8.9-S7-A57
	79 ± 8 %	125	≥ 1060	3.47	TX34/8.9-S7-A79
High-Flux	9 ± 8 %	14	≥ 890	10.2	TX34/8.9-H2-A9
	16 ± 8 %	26	≥ 980	8.12	TX34/8.9-H2-A16
	38 ± 8 %	60	≥ 1280	7.31	TX34/8.9-H2-A38
	79 ± 8 %	125	≥ 1370	8.12	TX34/8.9-H2-A79
	93 ± 8 %	147	≥ 1385	8.93	TX34/8.9-H2-A93
	101 ± 8 %	160	≥ 1400	14.2	TX34/8.9-H2-A101






DATA SHEET STATUS DEFINITIONS

DATA SHEET STATUS	PRODUCT STATUS	DEFINITIONS
Preliminary specification	Development	This data sheet contains preliminary data. Ferroxcube reserves the right to make changes at any time without notice in order to improve design and supply the best possible product.
Product specification	Production	This data sheet contains final specifications. Ferroxcube reserves the right to make changes at any time without notice in order to improve design and supply the best possible product.

DISCLAIMER

Life support applications — These products are not designed for use in life support appliances, devices, or systems where malfunction of these products can reasonably be expected to result in personal injury. Ferroxcube customers using or selling these products for use in such applications do so at their own risk and agree to fully indemnify Ferroxcube for any damages resulting from such application.

PRODUCT STATUS DEFINITIONS

STATUS	INDICATION	DEFINITION
Prototype		These are products that have been made as development samples for the purposes of technical evaluation only. The data for these types is provisional and is subject to change.
Design-in		These products are recommended for new designs.
Preferred		These products are recommended for use in current designs and are available via our sales channels.
Support		These products are not recommended for new designs and may not be available through all of our sales channels. Customers are advised to check for availability.